ekey home CP mini 1: 1 relay, 1 input

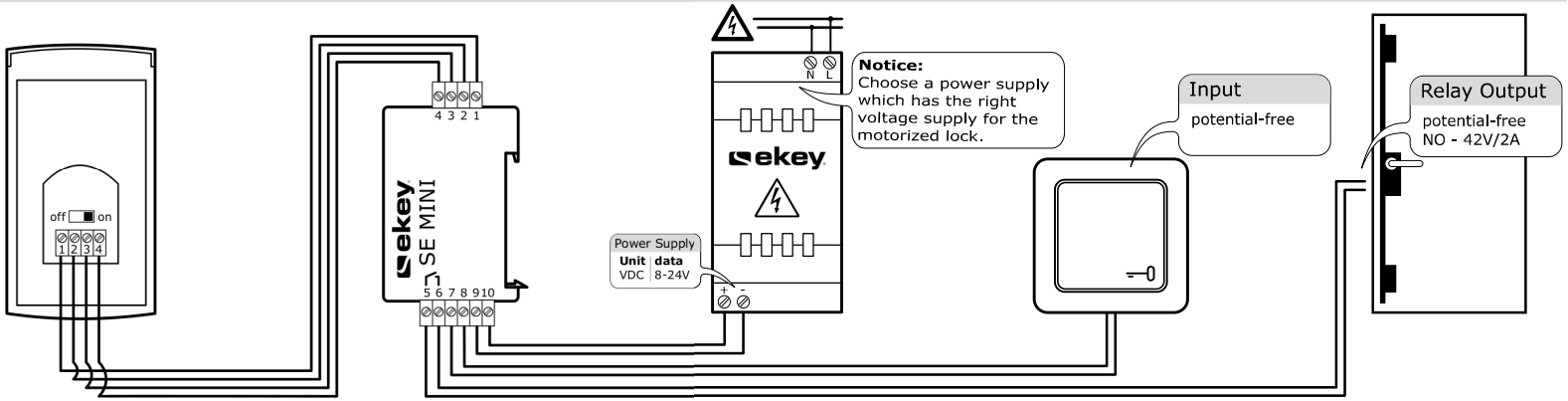

ekey home CP mini 1: 1 relay, 1 input

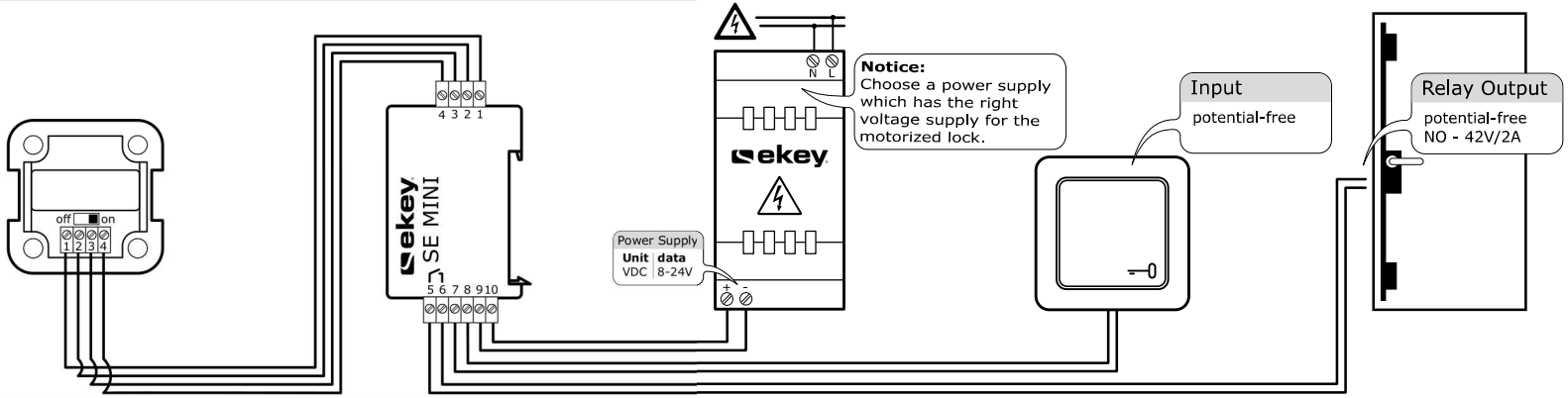

or ekey home CP mini 1: 1 relay, 1 input

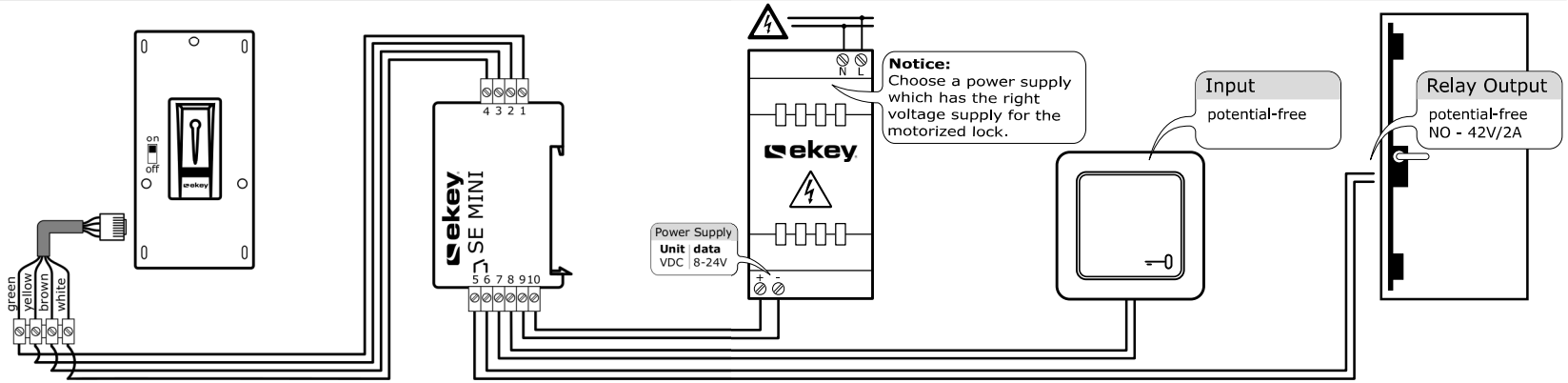

ekey

VERKABELUNGSPLAN
WIRING DIAGRAM
SCHÉMA ZAPOJENÍ
SCHÉMA DE CÂBLAGE
SCHEMA DI CABLAGGIO
BEKABELINGSPLAN
SCHÉMA ZAPOJENIA
NAČRT OŽIČENJA

ID225/686: Version: 5, 22.10.2018
http://www.ekey.net/downloads

802354

CABLE RECOMMENDATION

J-Y(ST)Y with 0.6 or 0.8mm²

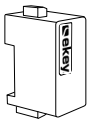

PIN	DESCRIPTION
1	RS485 (Clamp 1)
2	RS485 (Clamp 2)
3	Power supply FS
4	Power supply FS
5	Relay C (common)
6	Relay NO (normally open)
7	Input common
8	Input
9	-VCC
10	+VCC (8-24V DC)

ekey home CP mini 2: 2 relay

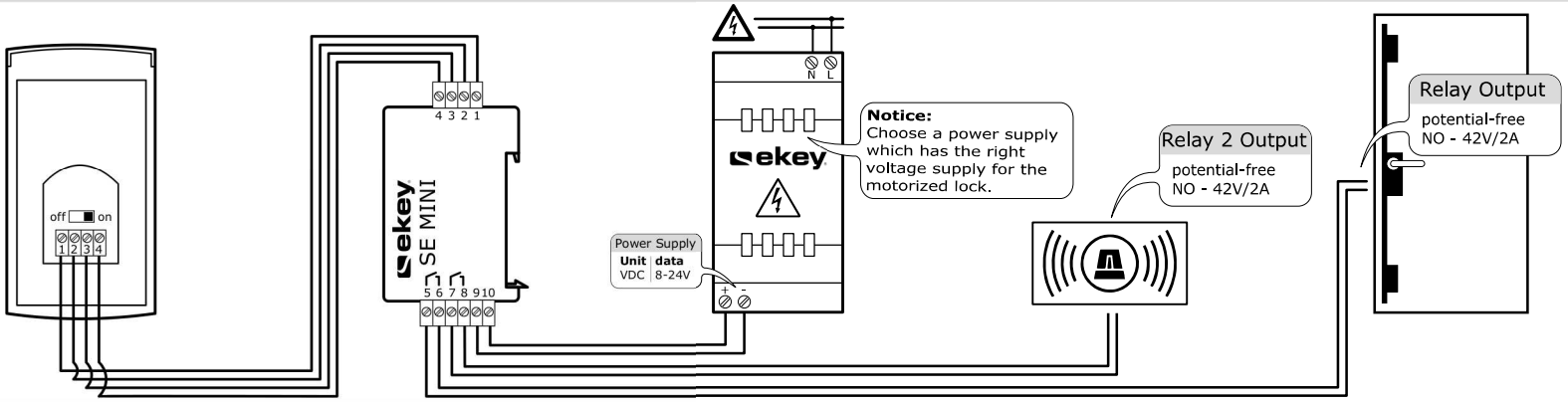

ekey home CP mini 2: 2 relay

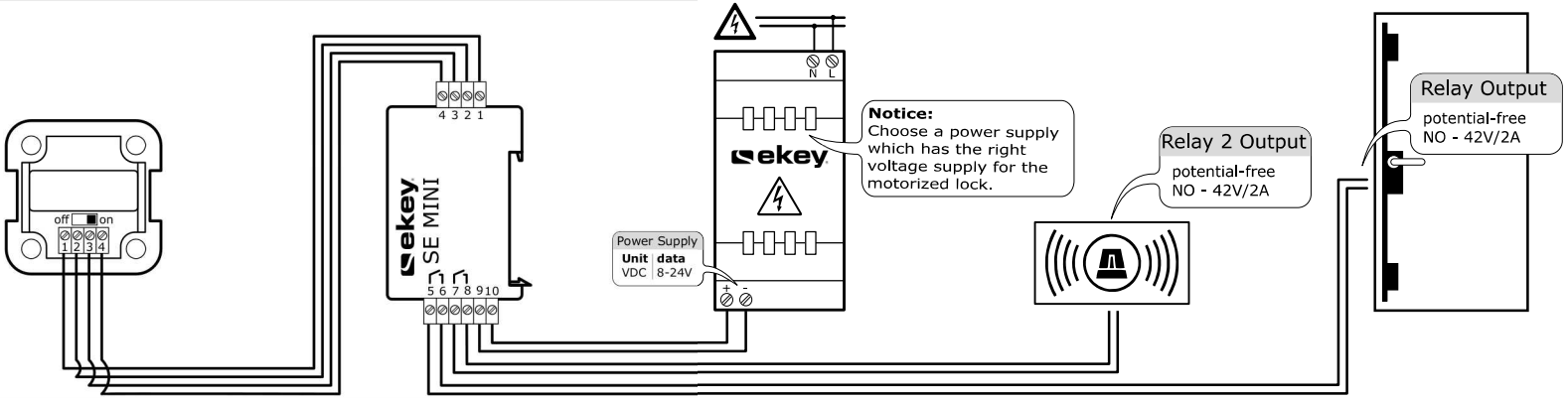

or ekey home CP mini 2: 2 relay

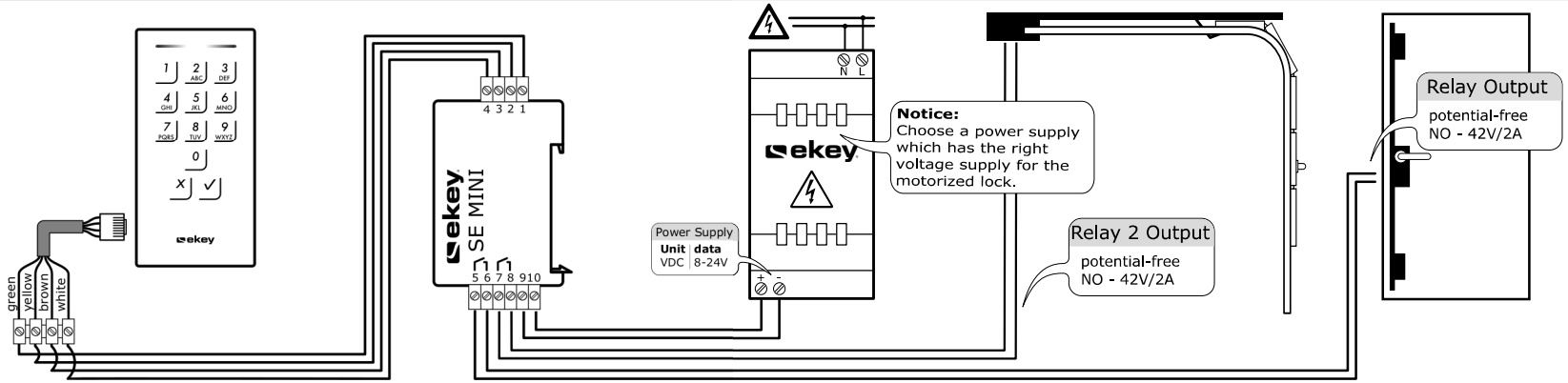

ekey

VERKABELUNGSPLAN
WIRING DIAGRAM
SCHÉMA ZAPOJENÍ
SCHÉMA DE CÂBLAGE
SCHEMA DI CABLAGGIO
BEKABELINGSPLAN
SCHÉMA ZAPOJENIA
NAČRT OŽIČENJA

ID225/686: Version: 5, 22.10.2018
http://www.ekey.net/downloads

802354

CABLE RECOMMENDATION

J-Y(ST)Y with 0.6 or 0.8mm²

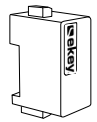

PIN	DESCRIPTION
1	RS485 (Clamp 1)
2	RS485 (Clamp 2)
3	Power supply FS
4	Power supply FS
5	Relay C (common)
6	Relay NO (normally open)
7	Relay 2 C (common)
8	Relay 2 NO (normally open)
9	-VCC
10	+VCC (8-24V DC)